



When taking children to school teach them to STOP, LOOK, LISTEN and THINK before they cross the road

**Hold hands**




**Find a safe place to cross**



**LOOK**

**STOP**



**LISTEN**



**THINK**

Every time you cross the road set a good example and do it safely.

For further information call the Road Safety Team on 01274 437409

The wording in this publication can be made available in other formats such as audio, large print and Braille. Please call 01274 437409.

# School parking



**Keep the zig-zags clear  
– no excuses!**

## School entrances

If you travel to school by car, do not stop (even to drop off or pick up) on “School - Keep - Clear” markings. Park well clear of the school entrance. A stationary car can prevent a driver seeing a child crossing the road. Don't be pressured by bad weather into parking too close to the school - better a wet coat than a visit to the A&E!

## Do not park on pavements

Inconsiderate drivers who park their vehicles wholly or partially on the pavement not only cause danger - but also commit an offence of obstruction. They cause danger to pedestrians, especially children and parents with prams and pushchairs. Pavements are not constructed to take the weight of vehicles. The local authority may make a claim against you for the damage caused to the footpath.


## Do not obstruct

You only visit the school twice a day, so why ruin the quality of life of residents? Parking across or near driveways obstructs the views of those trying to manoeuvre in and out of them. It is also anti-social behaviour.

**The zig-zags are there for a purpose:  
To provide a clear area in which children  
can cross more safely**

Please remember

- Don't let very young children out on their own.
- Make sure that they know roads are dangerous.
- Because of their size, children cannot see if the road is clear from behind parked cars.
- Drivers cannot see small children hidden by parked cars.
- When children go to and from school, there is usually a lot of traffic.



## Can you park on Yellow zig zag lines outside a school?

Yellow zig zag lines and School Keep Clear markings outside schools that have signs listing the hours of operation will be enforced by the local council; this will include use of camera cars, CCTV or parking wardens to issue a penalty charge notice. The hours stated on signs usually relate to drop off and pick up times. You cannot drop off, pick up, wait or stop on zig zag lines and School Keep Clear markings during the hours of operation.

## Do you stop on the zig-zags?